

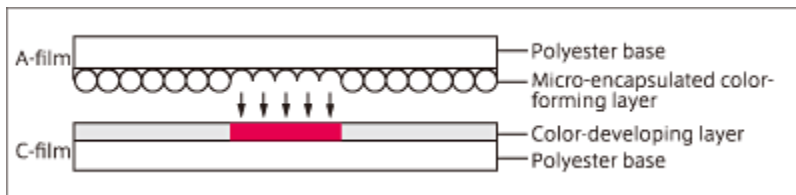


Pressure Metrics LLC.

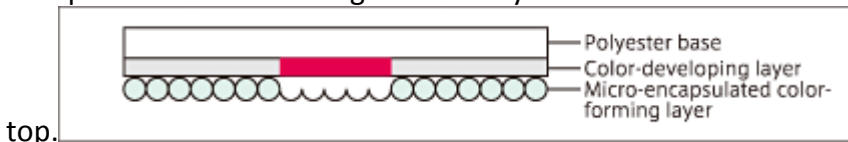
Fujifilm Prescale film is suitable for many applications such as body mapping, LCD, podiatry, press, lamination, etc. Feel free to contact us for a free sample or to discuss your particular application further.

Simply place the film between any two surfaces which come into contact. Varying colors of red patches will instantly appear on the Prescale, revealing the pressure distribution between the surfaces. Furthermore, the intensity of the red colors of the film is related to the amount of pressure applied to it.

Two-sheet Prescale Film: Prescale Film is composed of an A-Film, which is coated with a micro-encapsulated color-forming material, and a C-Film, which is coated with a color-developing material. The A-Film and C-Film must be positioned with the coated sides facing each other.



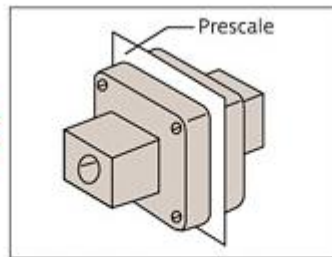
Mono-sheet Prescale Film: The color-developing material is coated on a polyester base, with the micro-encapsulated color-forming material layered on



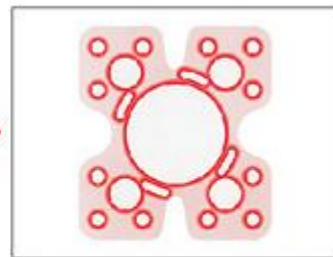
Prescale film is easy to use:



① Cut Prescale to desired dimensions



② Insert Prescale in desired location and apply pressure



③ Remove Pressure and Prescale and you can now See and check the pressure and it's distribution

Ranges:

<u>EXTREME LOW (4LW)</u>	<u>7.2 ~ 28 PSI (0.5 ~ 2 kg/cm²)</u>	<u>10' x 10.6" (3m x 270mm)</u>
<u>ULTRA SUPER LOW (LLLW)</u>	<u>28 ~ 85 PSI (2 ~ 6 kg/cm²)</u>	<u>16' x 10.6" (5m x 270mm)</u>
<u>SUPER LOW (LLW)</u>	<u>71 ~ 355 PSI (5~25 kg/cm²)</u>	<u>19' x 10.6" (6m x 270mm)</u>
<u>LOW (LW)</u>	<u>355 ~ 1,420 PSI (25~100 kg/cm²)</u>	<u>39' x 10.6" (12m x 270mm)</u>
<u>MEDIUM (MS)</u>	<u>1,420 ~ 7,110 PSI (100~500 kg/cm²)</u>	<u>39' x 10.6" (12m x 270mm)</u>
<u>HIGH (HS)</u>	<u>7,110 ~ 18,500 PSI (500~1,300 kg/cm²)</u>	<u>39' x 10.6" (12m x 270mm)</u>
<u>SUPER HIGH (HHS)</u>	<u>18,500 ~ 43,200 PSI (1,300~3,000 kg/cm²)</u>	<u>39' x 10.6" (12m x 270mm)</u>

☎ : 866.963.2392 📠 : 908.212.2442
✉ : info@pressuremetrics.com
🌐 : www.pressuremetrics.com
531 Route 22 East
Suite 323, Whitehouse Station, NJ 08889